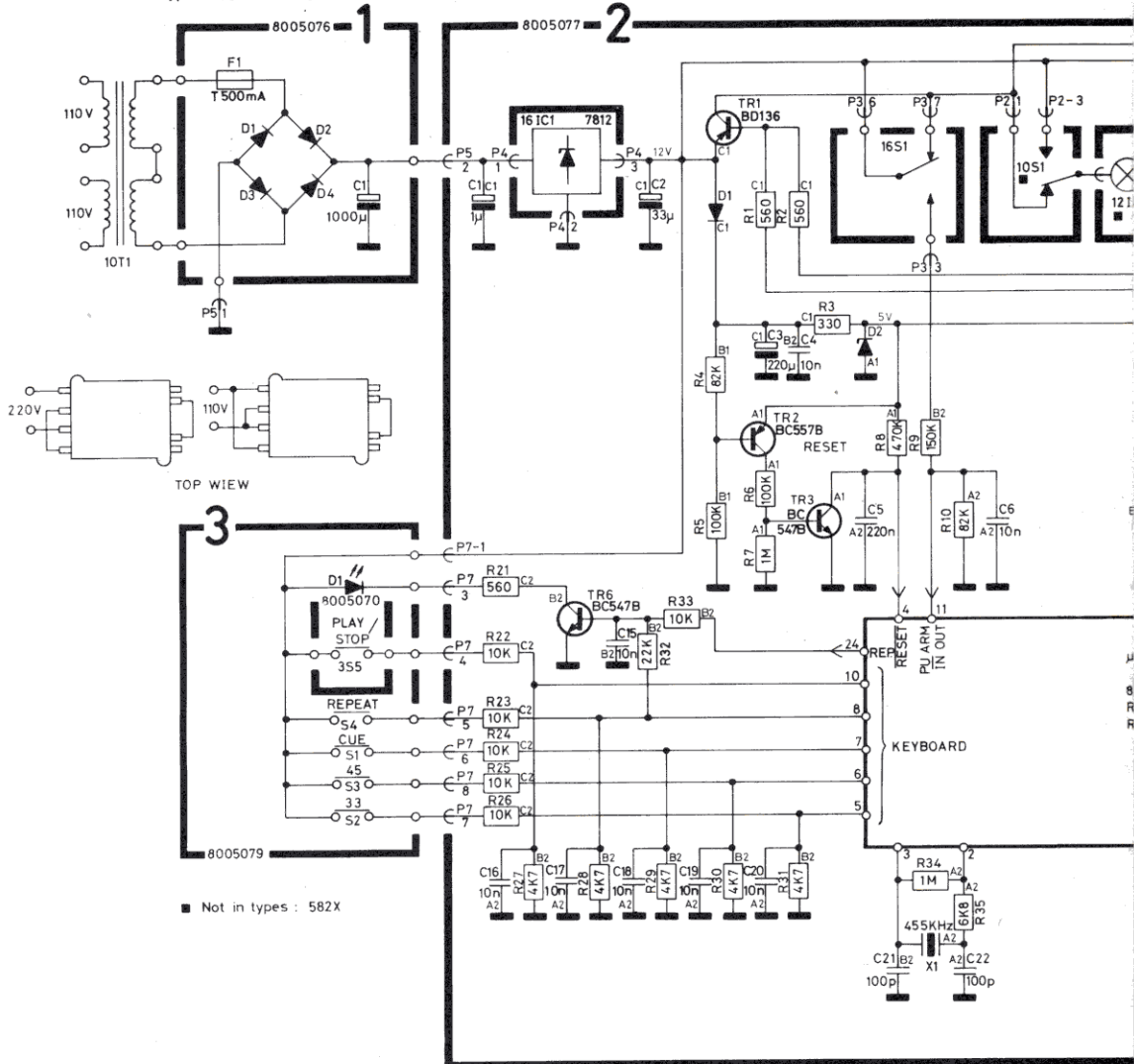


Bang & Olufsen

BEOGRAM 5000, type 580x

BEOGRAM 2000, type 582x

Types 5804-5823 PCB 1 = 8005102

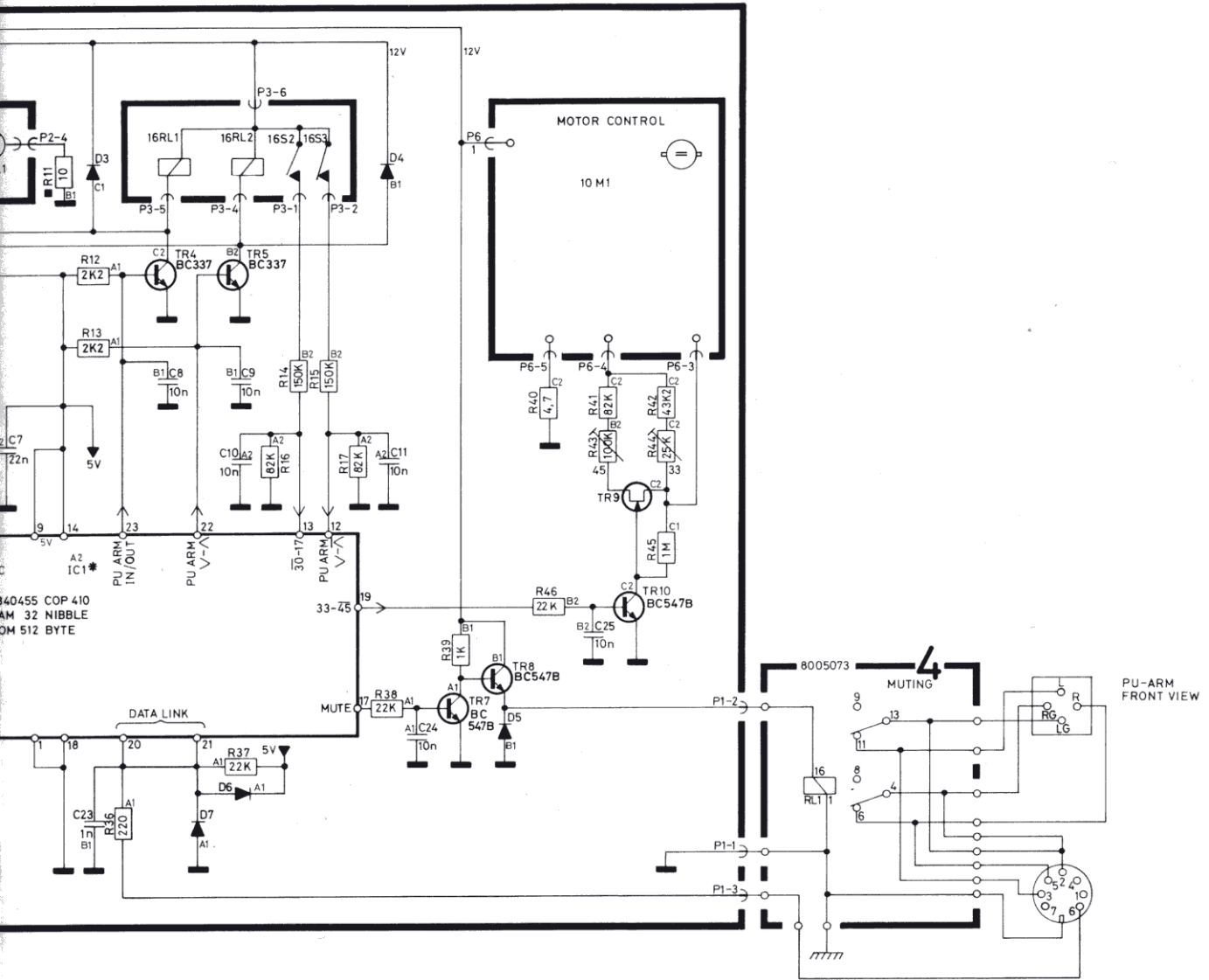


PASTE INTO SERVICE MANUAL BEOGRAM 1800

	ACTIVATE	PLAY-STOP			CUE		PLAY-STOP			CUE			RUN OFF STOP				
	17 cm record on turntable	PU in 27-3sec	PU down 18sec	Playing	PU up 18sec	Pause	PU down 18sec	Playing	PU up 1.8sec	PU out 2.7sec	Stop	PU in 2.7-3sec	PU down 1.8sec	Playing	PU up 1.8sec	PU out 2.7sec	Stop
PU arm in/out output	PIN 23 (16RL1)	[Timing diagram showing a single pulse]															
30/17 cm. input	*PIN 13 (16S2)	[Timing diagram showing a constant low signal]															
PU arm in/out input	PIN 11 (16S1)	[Timing diagram showing a square wave]															
Lift/lower output	PIN 22 (16RL2)	[Timing diagram showing a square wave]															
Lift/lower input	PIN 12 (16S3)	[Timing diagram showing a square wave]															

* PIN 13 is constant low with 30 cm. record

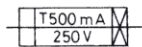
GND	1	24	D0
CK0	2	23	D1
CK1	3	22	D2
RESET	4	21	D3
L7	5	20	G3
L6	6	19	G2
L5	7	18	G1
L4	8	17	G0
V _{cc}	9	16	SK
L3	10	15	S0
L2	11	14	S1
L1	12	13	L0



Explanation of the fuse symbols used in the set:

Explanation des symboles du fusible utilisés dans l'appareil:

Replace with same type 500 mA-250 V slow acting fuse.



Remplacer par un fusible de meme type retarde et de 500 mA-250 V.